





<p>Introduce Claim: State your position by showing your side of the argument</p>	
<p>Support Claim: Use clear reasons and evidence/examples or details from the text (what you read) to prove your point</p>	<p>Support Your Claim</p> <ul style="list-style-type: none"> • An opinion is not enough • Writers must support their claims with <u>reasons and evidence</u> 
<p>Concluding Argument Statement: Sum up your claim by following your argument</p>	<p>.....I call the jury's attention back to the facts of this case and the reality of my clients innocence.....</p>
<p>Argumentative Jot- List: Create a prewriting to jot down/ brainstorm my/your ideas</p>	
<p>Introductory Paragraph (1st paragraph): 1st introduce topic with a lead/hook that GRABS the reader's attention.</p> <p>2nd define/explain topic</p> <p>3rd provide general info</p> <p>4th state your claim/position/opinion</p>	

<p>Thesis Statement: State the 3 reasons you feel this way about this topic</p>	<p style="text-align: center;">Thesis Statements</p> <p style="text-align: center;"><i>Structure of Analytical Thesis Statements</i></p> <p style="text-align: center;">Example:</p> <p style="text-align: center;">"University education is more beneficial than technical training [<i>independent / generalization</i>] because at the university the students have the opportunity to learn technical and career related skills as well as to acquire perspectives on life from studying subjects like philosophy, art, and literature [<i>restricting idea</i>]."</p>
<p>Argumentative Paragraph: Topic Sentence: State Position</p> <p>1st Reason: Cite evidence/provide supportive facts</p> <p>2nd reason: Cite evidence/Provide support</p> <p>3rd Reason: Cite evidence</p> <p>Closing sent: Sum it up</p>	<p style="text-align: center;">1 REASON 1</p> <p>Each essay we deliver is written from scratch!</p> <p style="text-align: center;">2 REASON 2</p> <p>Every writer we hire is experienced in writing.</p> <p style="text-align: center;">3 REASON 3</p> <p>Each essay we write is 100% authentic.</p> <p style="text-align: center;">4 REASON 4</p> <p>Every time you order essay, you get discount!</p>
<p>Counter Argument: Topic Sentence: Against your position</p> <p>1st counter claim & cite evidence</p> <p>2nd counter claim & cite evidence</p> <p>3rd counter claim & cite evidence</p> <p>Closing: Sum it up</p>	<p style="text-align: center;">COUNTER ARGUMENT EXAMPLE:</p> <ul style="list-style-type: none"> • Your detail: Schools are choosing to allow cell phones because they realize that they will never have enough money to buy enough computers. • Counter argument: some students won't be able to afford cell phones either, so the problem continues. • Your reply: Those that have them will be able to use them, which will provide more access to computers for those that do not have cell phones.
<p>Conclusion/ Rebuttal Paragraph: Restate thesis using synonyms</p>	<p style="text-align: center;">Conclusion:</p> <p>Teens younger than 16 should be allowed to go to the downtown shopping center whenever they want. It is a good idea but it is one of the only places they can go by themselves. It is up to their decision whether they are allowed or not and teens enjoy spending time with friends. we let the curfew continue, the teens will not be happy about it and will not enjoy their free time as much as they want to.</p> <p style="text-align: center;">Thesis Statement Supporting Details Call to Action</p>